

2024 Parents Briefing

Mother Tongue Language

Primary 6

Learners driven by Passion . Leaders guided by Values

Respect . Responsibility . Resilience . Integrity . Care . Harmony



Purpose of the Primary 6 MTL Curriculum



Continual support for the
joy of learning MTL

Maximize child's potential in the
learning of Primary school MTL
curriculum

Provide support to parents and family in PSLE year.

Communicate more effectively in MTL.



MTL Curriculum



Appreciate their cultural heritage.

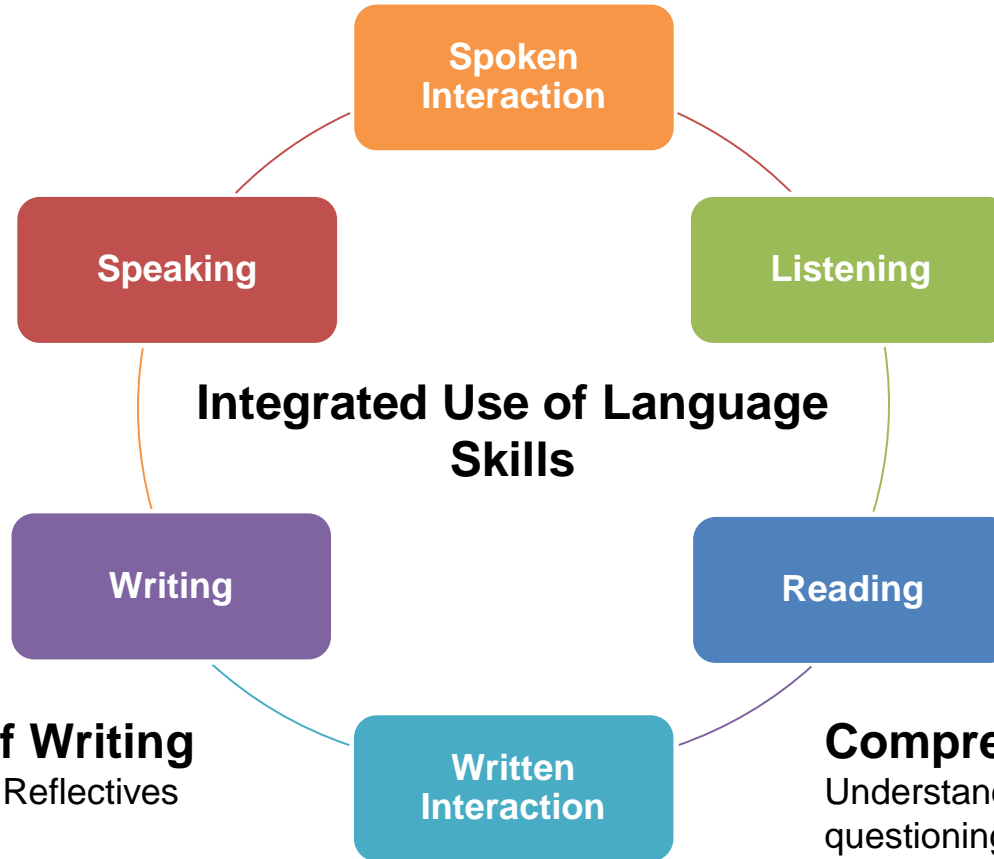
Connect with wider communities across Asia and the world.



Primary 6 Mother Tongue Language

Conversation Skills

Video Stimulus, Discussion on current affairs



Various Genres of Writing

Narratives, Descriptives, Reflectives

Comprehension Skills

Understanding & interpreting texts, Using questioning & answering techniques

Programmes & Activities

Festive Events




Chinese New Year



Hari Raya Puasa



Deepavali



World Book Day



Young Writers Programme



MTL Fortnight



CL: Tea Appreciation



TL: Speech & Drama (Hand Puppets); Mask making

ML: Traditional Art & Craft (Batik & Anyaman)

Post Exam Activities

1. West Spring Idol Competition
2. MTL Language & Culture Activity

PSLE FORMAT

SUBJECT	DESCRIPTION	MARKS	DURATION
P6 CL/ML/TL	Paper 1 (Composition)	40	50 min
	Paper 2 (Language Use & Comprehension)	90	1 h 40 min
	Oral	50	10 min
	Listening Comprehension	20	30 min
P6 FCL/CML/FTL	Paper 1 (Language Use)	15	40 min
	Oral	55	10 min
	Listening Comprehension	30	30 min
P6 HCL/HML/HTL	Paper 1 (Composition)	40	50 min
	Paper 2 (Language Use & Comprehension)	60	1 h 20 min

PSLE is just a placement exam to select secondary school of choice.

Your child's learning of MTL extends beyond primary school to secondary school.

Hence it is important to preserve your child's love for learning.

How to **support** your child at home?

Practice the following:

- Listening to songs, news, advertisements
- Pick up the main points

- Give different scenarios/situations for them to practise writing
- Pick up and use the good phrases from story books and newspaper



- Engage in conversation in MTL about the content
- Use questioning strategies: When, Who, Where, What, Why, How

- Read MTL story books and newspaper
- Identify the main plot

Resources to support learning at home



<https://eresources.nlb.gov.sg/ereads>

Revision notes prepared by WSPS CL teachers:

- P4 to P6 Textbook Vocabulary Lists
- Vocabulary list for Comprehension
- Model essays
- List of Good Phrases/Sentences
- Oral booklet & notes



Pelco & Hanping
Chinese Dictionary



Chinese e-Magazine
<https://www.ezhishi.net>

NLB Chinese e-Books List

<https://drive.google.com/file/d/1mzIPJNAg-pi-q4hO6aRQnwgvu9yowS0A/view>

MTL Symposium



<https://www.mtls.edu.sg>



Kamus Pro
Malay Dictionary



Daily Newspaper
<https://www.beritaharian.sg>



Malay Reference
<https://prpm.dbp.gov.my>




Legenda Singapura
Malay Stories



Pintar Kata & Bitara Kata
Word Games



<https://vle.learning.moe.edu.sg/>



Tamil e-Book Library
<https://tamilbookshelf.com>



Kani Mani

<https://kanimani.com/>



Tamil Reference
<http://www.tamilvu.org/>



<https://www.facebook.com/bilingualismsg>



Thank You

Learners driven by Passion . Leaders guided by Values

Respect . Responsibility . Resilience . Integrity . Care . Harmony

